




INSTRUCTIONS FOR MEASURING YOUR GARAGE DOOR

Some simple steps to assist you measuring your garage door so you can submit a quote request online. Remember when you do your measurements 1metre = 100 centimetres = 1000 millimetres.

1. To begin you measurements stand and view from inside of the garage door looking out (VILO).

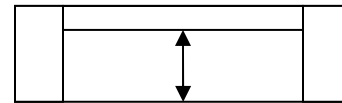
2. The first measurement that you are required to take is the width of the garage space.



Width of Garage opening

Width _____ mm

3. The height of the door will be next.



Height of Garage Opening

Height _____ mm


4. Followed by the Headroom (this is the area remaining from where the garage void ends and the remainder of the space to the roof of the garage area. If it a carport put N/A).



Height of Headroom

Headroom _____ mm

5. Finally the sideroom. There is two measurements here, either side of where the width of the door ends and the remaining space to walls/end of the enclosure. If it a carport put N/A



a. Width of Sideroom b.

Sideroom a) _____ mm

b) _____ mm

Return to your computer and enter this information along with answering the other questions and submit your request